

"Voting is the right from which all other rights spring." Thomas Paine

HAVA QUARTERLY

JUNE 2007

Vol. 2, No. 3

A PROJECT HAVA NEWSLETTER

©CATSKILL CENTER FOR INDEPENDENCE 2007

www.ccfi.us

nyshava@ccfi.us

PROJECT HAVA NEWS NOW IS THE TIME!!!



Now is the time to make certain all your polling sites are becoming accessible to voters with disabilities, especially since recent legislative efforts are aiming to make polling site waivers a thing of the past. After all, how useful will the new accessible machines be if voters can't get into the building to cast their ballots?

Take advantage of this relative lull in the other aspects of HAVA implementation and follow up on polling site accessibility. If you need assistance in understanding the basics of accessibility give us a call, get a copy of our instructional DVD "Ready, Set Vote!! Polling Site Accessibility Assessment", or schedule a training so we can help you learn the process step by step. Remember, you can recruit others to take the training and carry out the assessments. Besides BOE staff you can call upon poll workers, machine custodians, crewmembers from the County Highway Department and even code enforcement officials. Getting your staff and/or other municipal officials trained makes sense, so when new sites need to be chosen or old sites need revisiting, you will have people with the know-how right there in your locality.



**Remember: HAVA funds can pay for trainings
and technical assistance!**

“Ready, Set, Vote! How to Conduct a Polling Site Survey” is a two-part training that includes a lecture/ media presentation followed by supervised hands-on surveys of polling sites.

Our informative DVD takes the viewer step by step through an actual polling site assessment. The DVD demonstrates the necessary tools and how to measure various parking and building features. Applicable New York State Codes are discussed, as well.



The DVD is meant to accompany our polling site accessibility training, but can be purchased separately. Alone the DVD is an excellent refresher for those experienced in polling site evaluation.

Don't delay...get your sites accessible today!

For more information about the DVD and training contact:

Helen Benlisa, Project HAVA Coordinator

nyshava@ccfi.us

Or call toll free:

1.888.NYS.HAVA (1-888-697-4282)



NYS HAVA UPDATE: A STATE OF REPRIEVE


A collective sigh of relief was heard throughout the state upon hearing federal legislation had been passed allowing New York to retain the funding for new voting machines along with moving the deadline for installing those new voting machines back to the September Primary in 2008. Still, it will be a major feat to accomplish the certification, ordering, purchasing, distributing, testing and training in the next 14 months.

Along with archived meeting minutes, the Commissioner's Meetings are now viewable as a webcast on NYS BOE website www.elections.state.ny.us. It's a great way to see the inner workings of our State board and HAVA implementation.



TELL YOUR STORIES! MAKE YOUR VOICES HEARD!

We have recently posted to our website a voter experience survey that came from the National Council on Independent Living (NCIL). Visit our website www.ccfi.us to access the Survey on Voting for People with Disabilities. Share your stories and make suggestions. We want to hear from you! All submissions are forwarded to NCIL.



“The ultimate rulers of our democracy are not a President and senators and congressmen and government officials, but the voters of this country.”

Franklin D. Roosevelt



Now that summer is here the HAVA Challenge is taking a little vacation. Try these puzzles instead!

Polling Site Accessibility Word Search

G S H P H O Z E S K I V Q A L
N N U I T R O I R E T X E L L
I O S N X H H K S H D G E S R
K I L K U Y R T N U Q V W V E
R T O Y A C C E S S A I S L E
A A P T L Y T X S R A I N G B
P D E E B I K T T H N E A M Z
V O J S X X A F G T O N K V R
U M R T R L O R E B G L W E W
V M E M P H D R D I D R D Z I
N O M S T S I Z S N X M M S R
R C T A C O M L I U A T O A B
H C P E R S U R V E Y H M D W
Z A J Z R O L K M L G P E A M
K A V M U S U W N K U P N D Z

ACCESS AISLE
ACCOMMODATIONS
EXTERIOR
HANDRAIL
INTERIOR
PARKING
PATH OF TRAVEL

VOTERS
THRESHOLDS
SURVEY
SLOPE
SIGNAGE
RAMP
PINKY TEST

Vote Quote

A	B	C	D	E	F	G	H	I	J	K	L	M	N	O	P	Q	R	S	T	U	V	W	X	Y	Z
	A	Q																			R				

T P I M L T E Z S T I C M L I C Y G K G M C

D _____ **D**

Q I Z G J C S J F S C I H G T S V C I Y E Q I H T

D _____ **D**

S H Q Y I H S T G C Y S H Q J G H W C I Y Y Z I H

D _____ **V**

S H Q W G R I C H Z I H T G K K E J E S L Y

B _____ **V**

A M T T P I R G T I C Y G K T P E Y J G M H T C F

_____ **D** . _____ **V**

K C S H U L E H Q C G G Y I R I L T





“Never doubt that a small group of thoughtful, committed citizens can change the world. Indeed, it is the only thing that ever has.”

Margaret Mead



This voter wants to get to his accessible polling site to cast his ballot privately and independently!

Map out the most accessible path of travel.





Introducing Access Abbie!!

Now you can consult with our accessibility maven, Access Abbie, anytime you have a question about polling site accessibility!

Send your questions to: nyshava@ccfi.us and write Dear Access Abbie in the subject line.

Dear Access Abbie,

This is a picture of a path that leads up to a building housing a polling site. The slope is good; it's 1:12, but then would this be considered a ramp? I don't think we can consider this accessible.

Thank you for help and consultation.

On the slope in Sullivan



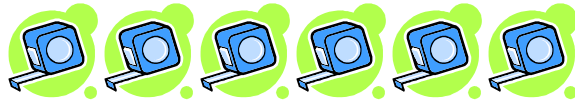
Dear Slope,

Well I can see that you have learned well from your training. You are correct this would not be considered accessible. I imagine there is no other entrance into the building or you would have found it. This definitely would be

considered a ramp and all ADAAG 4.8 standards would need to be applied. In particular, the ramp must have handrails on both sides and a level landing that is a minimum of 36" x 60" every 30' as well as a 5' x 5' level landing where the ramp changes direction.

Best of luck to you and the rest of the crew, I know this isn't easy. Please feel free to contact me if you have any further questions.

AA



Dear Access Abbie,

I know if the crash bar is high enough off the ground then it will not interfere with the measurement of the door clearance at 90 degrees, but I can't remember what the minimum height is.

Thanks for your help!

Crash Bar in Cayuga

Dear Crash Bar,

Believe it or not the only guideline that exists regarding the height of door hardware such as crash bars is that the door hardware must not exceed 48" from the level surface of the ground. It is the opinion of many, however, that door hardware mounted below 38" may impede a wheelchair user whose chair has a higher backrest.

The official answer is that there are no guidelines that address minimum mounting heights. If the doorway offers a minimum 32" of clearance and the hardware is mounted no higher than 48" above the level surface of the ground or finish floor then it is within guidelines.

I hope this helps to clarify!

AA

As with all components of accessibility, navigating exteriors, building features, navigating and using building interiors, applying common sense is the best way to go. And, of course, ADAAG is there to help.



HERE ARE SOME OTHER RESOURCES FOR ACCESSIBILITY GUIDELINES:

THE ADA POLLING SITE ACCESSIBILITY CHECKLIST

[HTTP://WWW.USDOJ.GOV/CRT/ADA/VOTINGCK.HTM](http://www.usdoj.gov/crt/ada/votingck.htm)

UNITED STATES ACCESS BOARD

[HTTP://WWW.ACCESS-BOARD.GOV/INDEX.HTM](http://www.access-board.gov/index.htm)



REMEMBER...





“The vote is the most powerful instrument ever devised by man for breaking down injustice and destroying the terrible walls that imprison men because they are different from other men.”

Lyndon B. Johnson



**We ALL HAVA Right to
Vote!**

Catskill Center for Independence
PO Box 1247
Oneonta, NY 13820
1-888-NYS-HAVA · V/TTY
(1-888-697-4282) · V/TTY
607-432-6907 · FAX
www.ccfi.us
nyshava@ccfi.us